



South Harrison's Fall Start Strong Analysis

2/2023

Start Strong Assessment Results Fall of 2022





About Start Strong

- Assessed 4th-6th grade students on standards aligned to their previous year's grade level
- Assessment administered in one 45-60 minute session per subject area
 - Science assessed in 6th grade only
- Did not assess student writing
- Provided initial information about the levels of support that students may need
- **Should** be used in connection with other indicators of student knowledge, skills, and abilities to evaluate performance.
- Is **not** intended to predict student performance on future summative assessments.

Description of Start Strong's Reporting Levels

Table 3. Start Strong Support Levels and NJSLA Performance Levels

Start Strong Support Levels	NJSLA-ELA Performance Level	NJSLA-Math Performance Level	NJSLA-Science Performance Level
Strong Support May Be Needed	<ul style="list-style-type: none">• Did Not Yet Meet Expectations• Partially Met Expectations	<ul style="list-style-type: none">• Did Not Yet Meet Expectations• Partially Met Expectations	<ul style="list-style-type: none">• Below Proficient
Some Support May Be Needed	<ul style="list-style-type: none">• Approached Expectations	<ul style="list-style-type: none">• Approached Expectations	<ul style="list-style-type: none">• Near Proficiency
Less Support May Be Needed	<ul style="list-style-type: none">• Met expectations• Exceeded expectations	<ul style="list-style-type: none">• Met Expectations• Exceeded Expectations	<ul style="list-style-type: none">• Proficient• Advanced Proficiency

*Start Strong Assessment was not designed to predict future student performance on the NJSLA.

Start Strong District Analysis (Grades 4-6)



Total Numbers Tested in District: Math and ELA

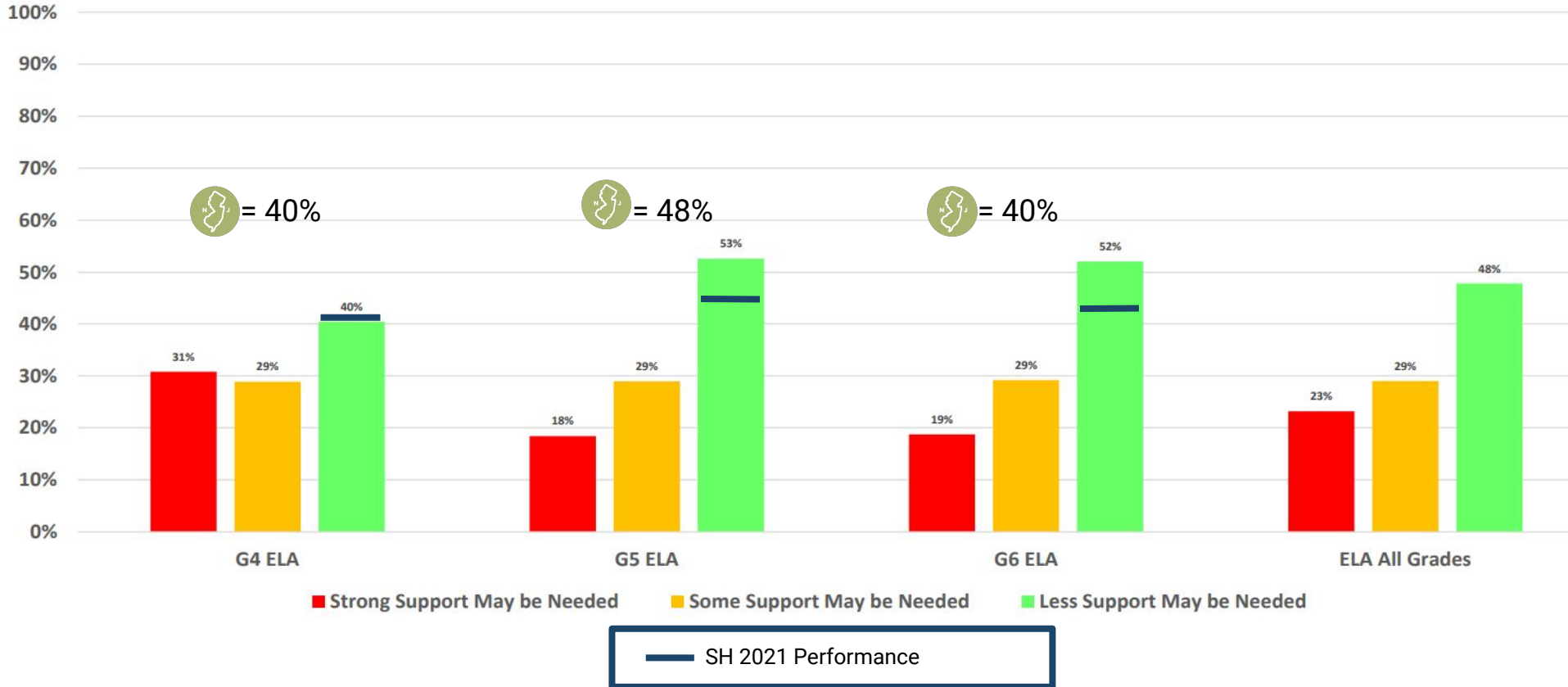
Grade Level	Number of Students Tested
4	52
5	38
6	48
All Grades	138

SOUTH HARRISON TOWNSHIP SCHOOL DISTRICT

2022-23 Fall Start Strong

ELA/Language Arts

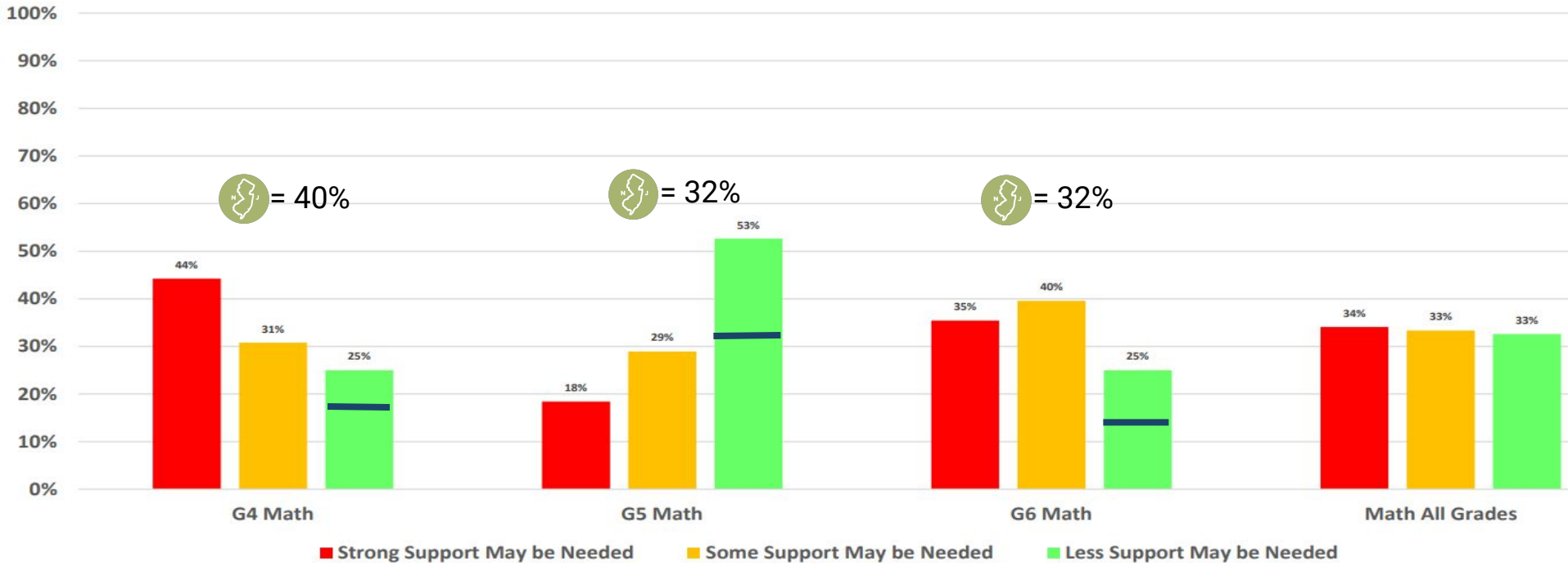
Distribution by Support Level



SOUTH HARRISON TOWNSHIP SCHOOL DISTRICT

2022-23 Fall Start Strong Mathematics

Distribution by Support Level



Total Numbers Tested in District: Science

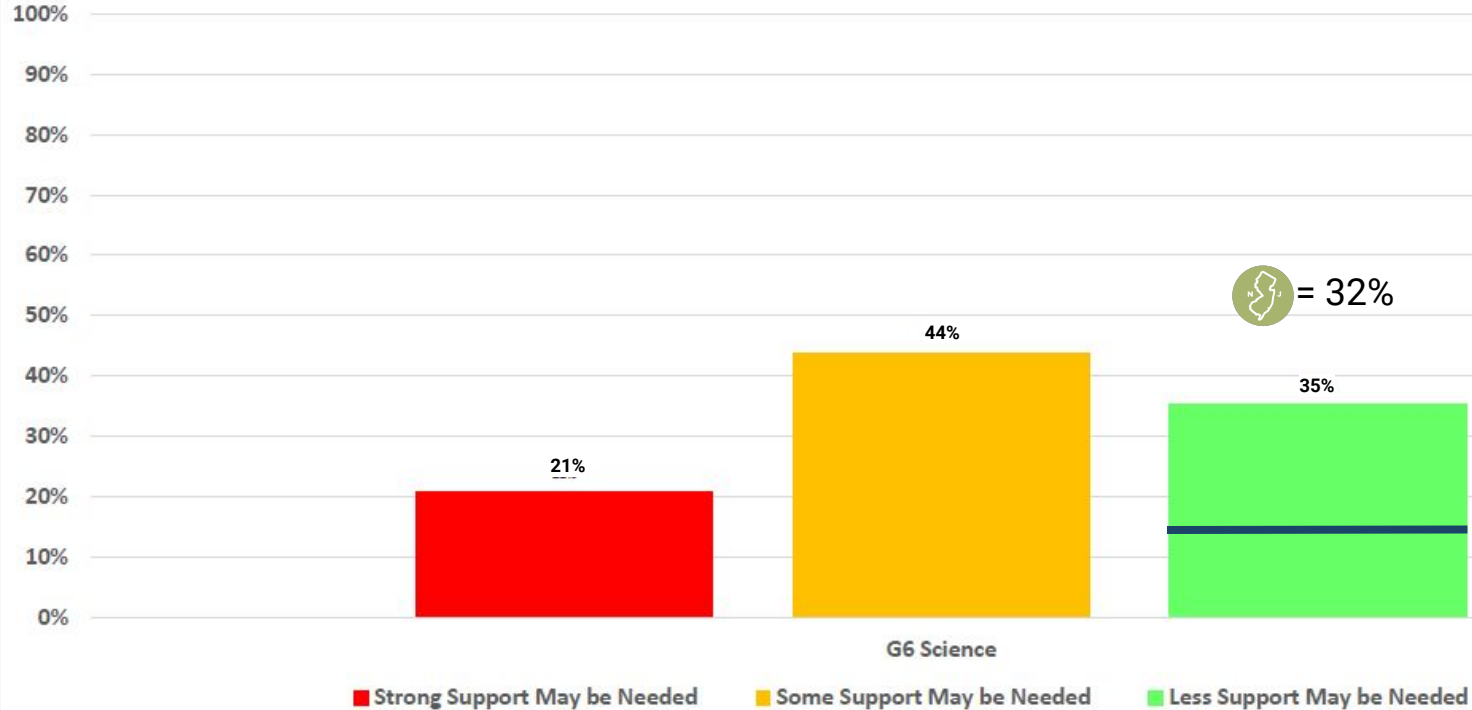
Grade	Number of Students Tested
6	48

SOUTH HARRISON TOWNSHIP SCHOOL DISTRICT

2022-23 Fall Start Strong

Science

Distribution by Support Level

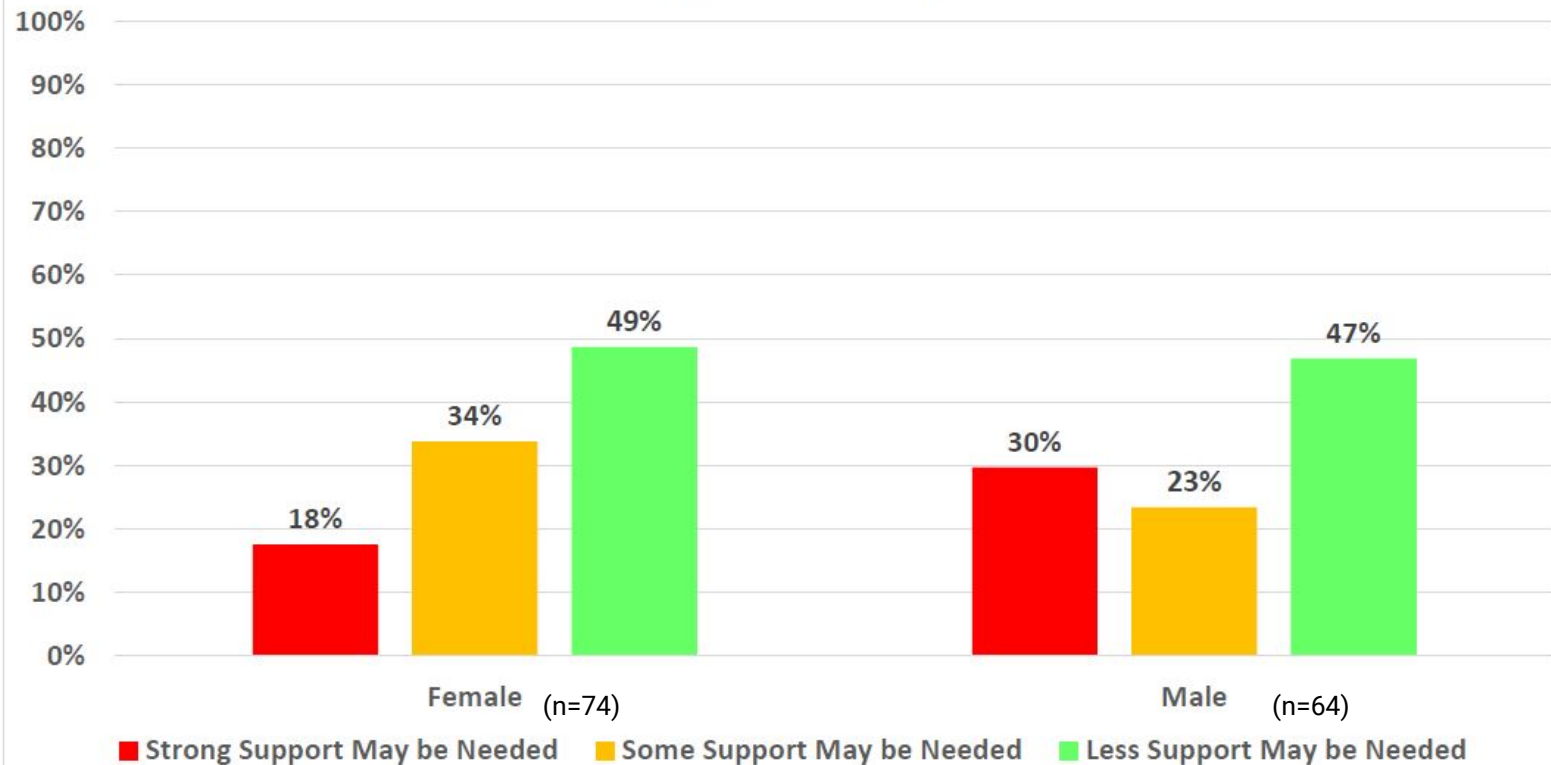


SH 2021 Performance

Demographic Analysis

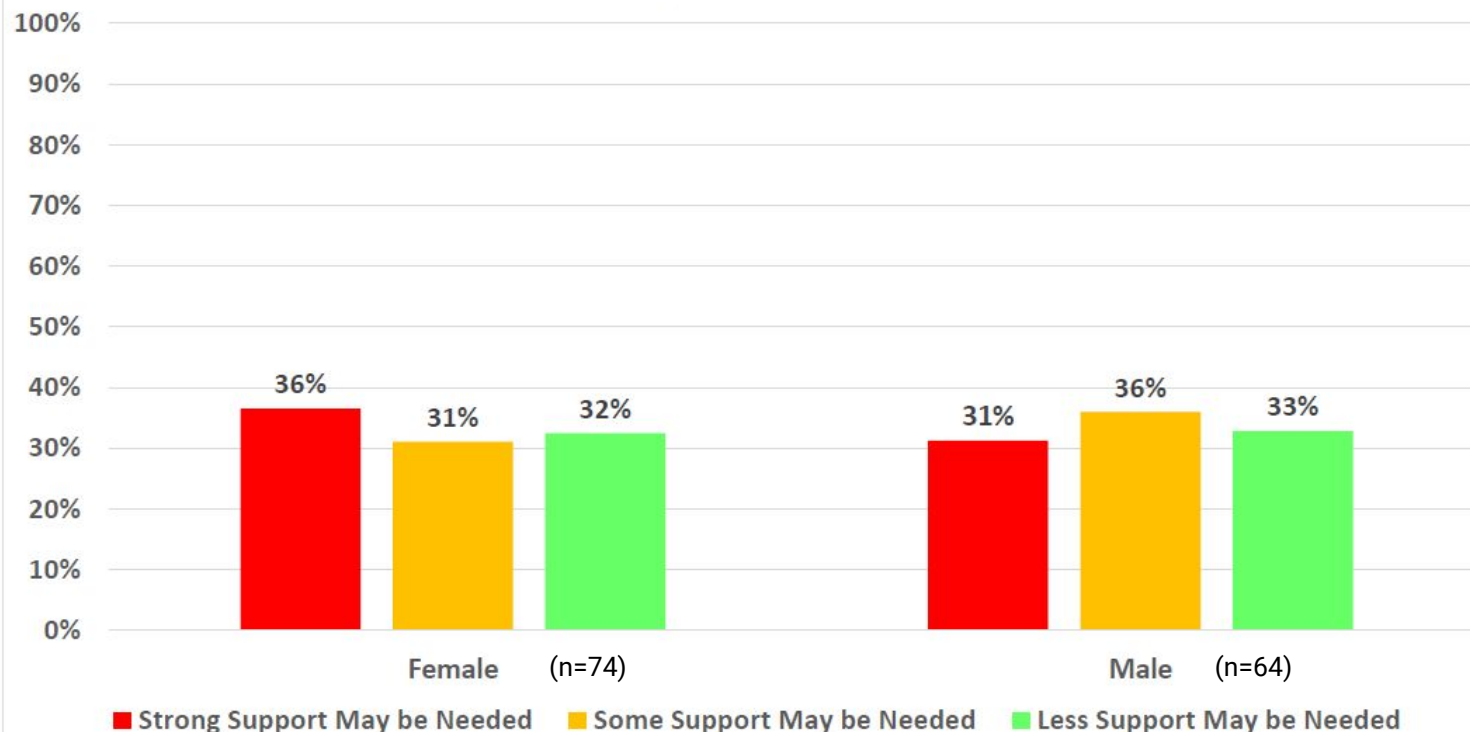
SOUTH HARRISON TOWNSHIP SCHOOL DISTRICT
2022-23 Fall Start Strong by Subgroup Gender
ELA/Language Arts

Distribution by Support Level (All Grades)



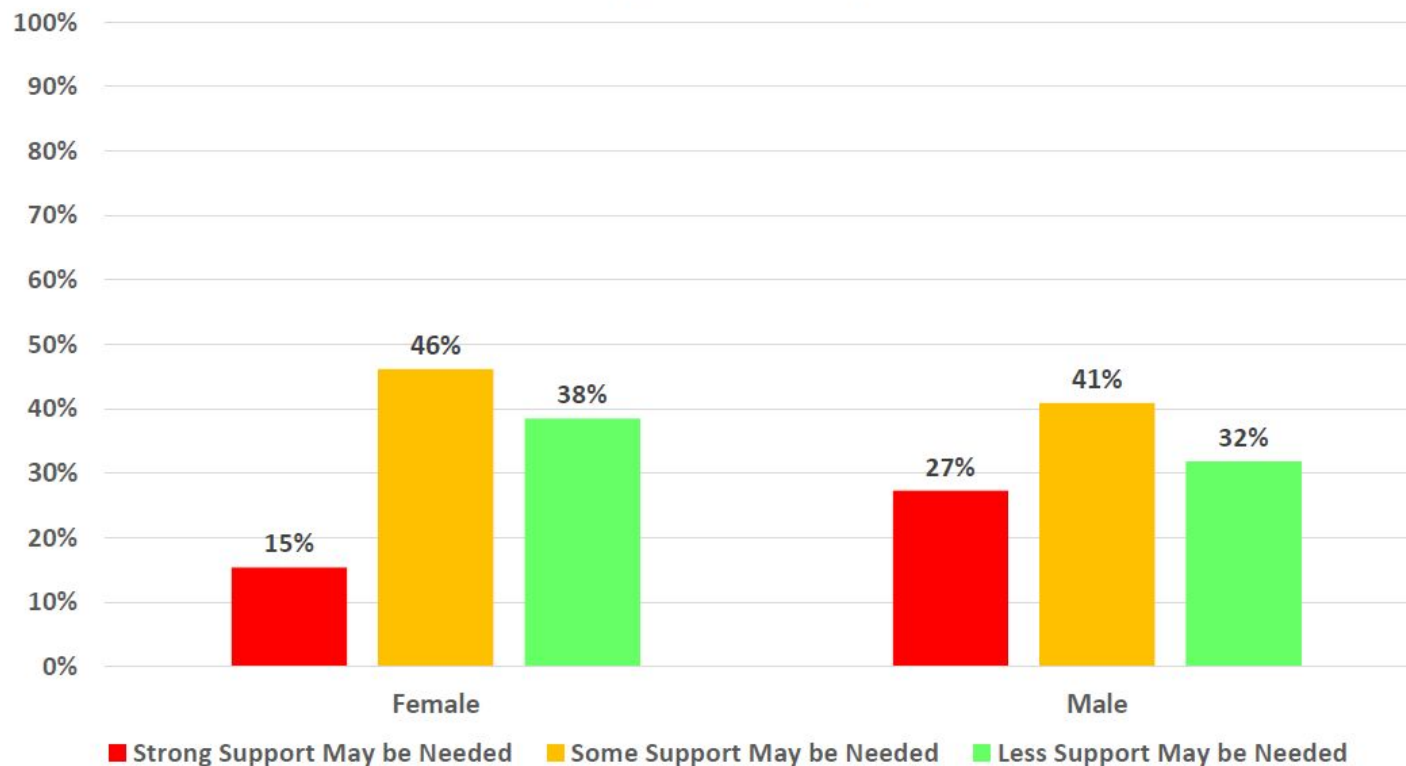
SOUTH HARRISON TOWNSHIP SCHOOL DISTRICT
2022-23 Fall Start Strong by Subgroup Gender
Mathematics

Distribution by Support Level (All Grades)



SOUTH HARRISON TOWNSHIP SCHOOL DISTRICT
2022-23 Fall Start Strong by Subgroup Gender
Science

Distribution by Support Level (All Grades)



Takeaway	South Harrison's Actions
<ul style="list-style-type: none"> 5 of the 7 tested areas are at or above the State's percentage of students who fall in "Less Support May be Needed" (Highest Level) 	<ul style="list-style-type: none"> Targeted instruction Use of new learning tools: i-Ready/STAR
<ul style="list-style-type: none"> Improved in every tested area except one from our 2021 scores 	<ul style="list-style-type: none"> Redesigning the Roadrunner Block Use of i-Ready and STAR Streamlining of curricular programs Increased access to technology (1:1 chromebooks) Virtual Summer School
<ul style="list-style-type: none"> Start Strong shows weaker performance in Math than ELA 	<ul style="list-style-type: none"> Possible need for a math intervention teacher Need for Small group instruction in math

Thank you for your time!

